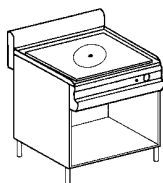
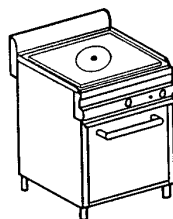



cucine a gas
TUTTAPIASTRA
HIGH POWER
HIGH POWER
gas radiant
HOTPLATE



L 800
P 700
h 900



L 800
P 700
h 900




L 800
P 700
h 900

1974 [25°] 1999


ISO 9001




modello model	G7TPM	G7TP+FG1	G7TP+FG
bruciatori aperti open burner	n° - Ø mm - kW - Kcal/h - BTU/h -	n° - Ø mm - kW - Kcal/h - BTU/h -	n° - Ø mm - kW - Kcal/h - BTU/h -
bruciatore piastra radiant hotplate burner	n° 1 kW 13 Kcal/h 11180 BTU/h 44356	n° 1 kW 13 Kcal/h 11180 BTU/h 44356	n° 1 kW 13 Kcal/h 11180 BTU/h 44356
bruciatori forno oven burner	n° - kW - Kcal/h - BTU/h -	n° 1 kW 3,5 Kcal/h 3010 BTU/h 11942	n° 1 kW 7,80 Kcal/h 6708 BTU/h 26614
forno elettrico electric oven	kW -	kW -	kW -
potenza totale total heat input	kW 13 Kcal/h 11180 BTU/h 44356	kW 16,5 Kcal/h 14190 BTU/h 56298	kW 20,80 Kcal/h 17888 BTU/h 70970
consumo gas gas connection	G30/G31 kg/h 1,0 G20 m/h 1,4 G25 m/h 1,6	G30/G31 kg/h 1,3 G20 m/h 1,7 G25 m/h 2,0	G30/G31 kg/h 1,6 G20 m/h 2,2 G25 m/h 2,6
connessione gas gas connection	1/2"G	1/2"G	1/2"G
connessione elettrica electric connection	-	-	-
optional	-	-	-
dimensione camera cavity dimensions	-	n. 3 x 1/1GN (n. 3 x 600 x 400)	n. 3 x 2/1GN
dotazione griglie grids supplied	-	n. 1 x 600 x 400	n. 1 x 2/1GN
peso totale total weight	Kg 107	Kg 127	Kg 142
cubatura cubic volume	m³ 0,90	m³ 0,90	m³ 0,90
axb cxh	mm 215 x 15 -	mm 280 x 25 -	mm 280 x 25 -



L 1200
P 700
h 900



L 1200
P 700
h 900



L 1200
P 700
h 900

G7TP2FM

n°	1	1
Ø mm	82	111
kW	3,5	6,0
Kcal/h	3010	5160
BTU/h	11942	20472

n°	1
kW	13
Kcal/h	11180
BTU/h	44356

n°	-
kW	-
Kcal/h	-
BTU/h	-

kW -

kW	22,50
Kcal/h	19350
BTU/h	76770

G30/G31 kg/h	1,8
G20 m/h	2,4
G25 m/h	2,8

1/2"G

-

-

-

-

Kg 150

m³ 1,25

mm 215 x 15

-

G7TP2F+FG1

n°	1	1
Ø mm	82	111
kW	3,5	6,0
Kcal/h	3010	5160
BTU/h	11942	20472

n°	1
kW	13
Kcal/h	11180
BTU/h	44356

n°	1
kW	3,5
Kcal/h	3010
BTU/h	11942

kW -

kW	26
Kcal/h	22360
BTU/h	88712

G30/G31 kg/h	2,0
G20 m/h	2,8
G25 m/h	3,2

1/2"G

-

-

n. 3 x 1/1GN
(n. 3 x 600 x 400)

n. 1 x 600 x 400

Kg 170

m³ 1,25

mm 280 x 25

-

G7TP2F+FG

n°	1	1
Ø mm	82	111
kW	3,5	6,0
Kcal/h	3010	5160
BTU/h	11942	20472

n°	1
kW	13
Kcal/h	11180
BTU/h	44356

n°	1
kW	7,8
Kcal/h	6708
BTU/h	26614

kW -

kW	30,30
Kcal/h	26058
BTU/h	103384

G30/G31 kg/h	2,4
G20 m/h	3,2
G25 m/h	3,7

1/2"G

-

-

n. 3 x 2/1GN

n. 1 x 2/1GN

Kg 180

m³ 1,25

mm 280 x 25

-

