


PENTOLE
a GAS ED
ELETTICHE
HIGH TECH

HIGH TECH
gas AND
ELECTRIC
BOILING
PANS

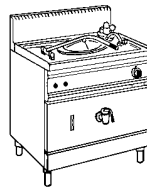
1974 [25°] 1999

ISO 9001



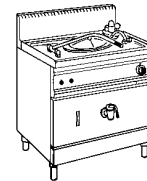
G7PD

L 800
P 700
h 900



G7PI

L 800
P 700
h 900

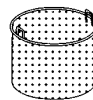


E7PI

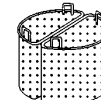
L 800
P 700
h 900

modello model	G7PD	G7PI	E7PI
potenza elettrica electric power	-	-	kW 6
potenza totale gas gas total power	kW 13,3 Kcal/h 11438 BTU/h 45380	kW 13,3 Kcal/h 11438 BTU/h 45380	- - -
consumo gas gas consumption	kg/h 1,04 G30/G31 m ³ /h 1,4 G20 m ³ 1,63 G25	kg/h 1,04 G30/G31 m ³ /h 1,4 G20 m ³ 1,63 G25	- - -
tensione tension	-	V 230 - 240~	V 400 - 215 3~ * 230 - 240 3~
N° vasche N° tanks	1	1	1
dimensione vasca tanks dimensions	ø 40 x 45 cm	ø 40 x 45 cm	ø 40 x 45 cm
capacità vasca tanks capacity	lt 60	lt 60	lt 60
accessori accessories	C80/M80 - CP1/CP2	C80/M80 - CP1/CP2	CP1/CP2
peso totale total weight	kg 100	kg 132	kg 125
cabatura cubic volume	m ³ 0,9	m ³ 0,9	m ³ 0,9

* Optional



CP1



CP2