


PENTOLE a GAS
HIGH TECH


HIGH TECH
GAS BOILING PANS

1974 [25°] 1999

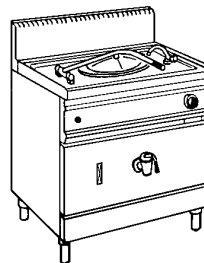
ISO 9001



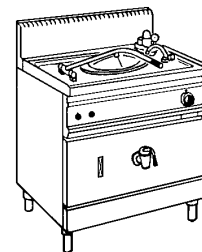
L 800
P 900
h 900



L 800
P 900
h 900

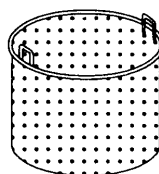


L 800
P 900
h 900



L 800
P 900
h 900

modello model	G9P10D G9P10DA	G9P10I G9P10IA	G9P15D G9P15DA	G9P15I G9P15IA
potenza elettrica electric power	-	-	-	-
potenza totale gas gas total power	kW 20,9 Kcal/h 17974 BTU/h 71311	kW 20,9 Kcal/h 17974 BTU/h 71311	kW 20,9 Kcal/h 17974 BTU/h 71311	kW 20,9 Kcal/h 17974 BTU/h 71311
consumo gas gas consumption	kg/h 1,6 G30/G31 m ³ /h 2,2 G20 m ³ /h 2,6 G25	kg/h 1,6 G30/G31 m ³ /h 2,2 G20 m ³ /h 2,6 G25	kg/h 1,6 G30/G31 m ³ /h 2,2 G20 m ³ /h 2,6 G25	kg/h 1,6 G30/G31 m ³ /h 2,2 G20 m ³ /h 2,6 G25
tensione tension	-	V 203-240~	-	V 230 - 240~
N° vasche N° tanks	1	1	1	1
dimensione vasca tanks dimensions	ø 60 x 44 cm	ø 60 x 44 cm	ø 60 x 54 cm	ø 60 x 54 cm
capacità vasca tanks capacity	lt 100	lt 100	lt 150	lt 150
accessori accessories	9C80-9M80 9CP10/1-9CP10/2	9C80-9M80 9CP10/1-9CP10/2	9C80-9M80 9CP15/1-9CP15/2	9C80-9M80 9CP15/1-9CP15/2
peso totale total weight	kg 110	kg 148	kg 120	kg 158
cubatura cubic volume	m ³ 1,03	m ³ 1,03	m ³ 1,03	m ³ 1,03




9CP10/1
9CP15/1

PENTOLE
ELETTRICHE
HIGH TECH

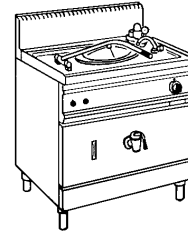
HIGH TECH
ELETTRIC
BOILING PANS

1974 [25°] 1999

ISO 9001



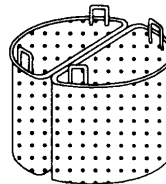
L 800
P 900
h 900



L 800
P 900
h 900

modello model	E9P10I E9P10IA	E9P15I E9P15IA
potenza elettrica electric power	kW 15	kW 15
potenza totale gas gas total power	-	-
consumo gas gas consumption	-	-
tensione tension	V 400 - 215 3- * V 230 - 240 3-	V 400 - 215 3- * V 230 - 240 3-
N° vasche N° tanks	1	1
dimensione vasca tanks dimensions	ø 60 x 44 cm	ø 60 x 54 cm
capacità vasca tanks capacity	lt 100	lt 150
accessori accessories	9CP10/1-9CP10/2	9CP15/1-9CP15/2
peso totale total weight	kg 140	kg 150
cubatura cubic volume	m ³ 1,03	m ³ 1,03

* Optional



9CP10/2
9CP15/2